

Stop! Drop! Roll!

If your clothes catch on fire keep calm and do the following:
(fill in the missing words)



Stand still so
that the flames
don't carry on
growing.

Fall to the floor
so that the flames
point away from
your face.




Roll from side to
side to smother
the flame until
it goes out.

Practise this a few times to make sure you are
ready if you ever need to use it!





Name: _____



999 Safety Book

Contents

Page	Title
3	Smoke Alarms
4-5	Fire Hazards in the Kitchen
6	In Car Safety
7	Road Safety
8-11	Home Fire Escape Plan
12-13	Hoax Calls & Arson
14	Making an Emergency Call
15	Glossary
16	Stop! Drop! Roll!

Any words in blue throughout the book can be found in the glossary.



Smoke Alarms



Where do I put my smoke alarm?

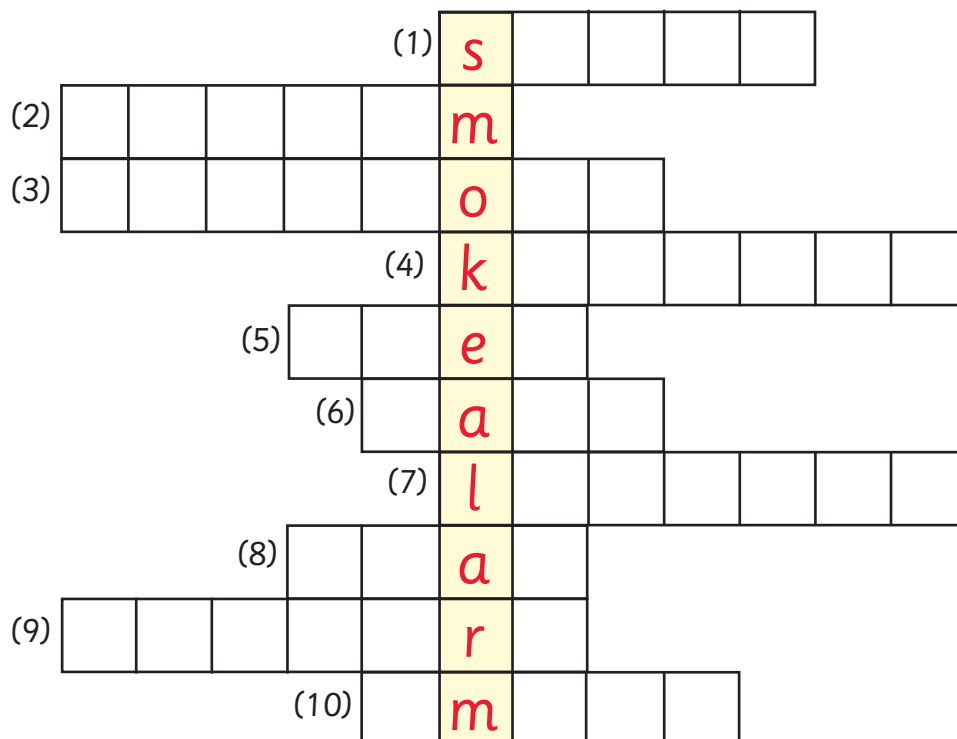
- It's best to have one smoke alarm on each level.
- The best place to fit an alarm is on the ceiling at the top of the stairs (on the landing). Put a second one on the ceiling in the hall.
- Don't fit one in the kitchen or bathroom as steam or smoke will keep setting it off.

How do I look after my smoke alarm?

- Check the battery once a week by pressing the test button. It should bleep. If not, get a new battery.
- Change the battery once a year unless you have a 10-year alarm.
- Never take out the battery to use for anything else.
- Occasionally, gently vacuum the alarm with the nozzle to keep the dust out.

Use the information to fill the missing words into the correct places on the crossword. The number in the brackets shows where to put the answer.

- Test the battery every _____. (5)
- Change the battery every _____. (8)
- The best place to put just one smoke alarm is on the ceiling in the _____. (7)
- If you have two smoke alarms put the second in the _____. (6)
- Never put them in the _____ (3) or _____. (4)
- This is because the _____ (10) and _____ (1) will keep setting it off.
- Never take out the _____ (9) to use for toys, remote controls etc.
- To keep your smoke alarm dust-free, _____ (2) it occasionally.



Fire Hazards

Draw a line to match the box with the **fire hazard** in the picture. Then copy a sentence from page 5 into the correct box. The first one is done for you.

! Plant over plug socket

When the plant is watered the water may spill onto the socket.

! Saucepan handles

! Overloaded plug socket

! Chip pan

! Smoke alarm

! Clothes on top of lamp



in the Kitchen

! Aerosol can

! Teatowel and newspaper



Light bulbs when lit get hot and could set clothes on fire.

This could explode if it is overheated.

Young children could play with matches and start a fire.

The smoke alarm is no good in the packet!

Flammable items should not be near a stove.

These are facing outwards and could be knocked over.

The pans are too full and are not being watched.

~~When the plant is watered the water may spill onto the socket.~~

There should only be one plug per socket, otherwise it could overheat and cause a fire.

! Matches

In Car Safety

Look carefully at the picture below. What would you change to make everyone safe? Draw a circle around everything that is dangerous.



In the space below draw a picture of how everyone should be sitting safely.



Road Safety



Up above is a picture showing a very busy and dangerous road. Some people in the picture are being very safe and some are doing very dangerous things. Put a tick where you think people are being safe and a cross beside the dangers.

Now put a circle round who you think is the most dangerous and say why.

Home Fire

Follow these two escape plans, showing what to do if there is a fire in your home.

Start Here



Your smoke alarm goes off!



Shout to wake everyone up.



Feel the door with the back of your hand....

Plan A



If the door is cold, open it.



If there is smoke, crawl low to the floor.

If the route is blocked, gather in a room upstairs and shut the door

Plan B




If the door is hot DON'T open it! The fire may be behind it.



Block the gaps around the door to stop smoke coming into the room.

Escape Plan



Get out of the house by the nearest downstairs door.



When outside phone 999.



Wait for the Fire Service.
NEVER go back in.

A few more tips:

- Never hide from a fire.
- Keep all keys near to windows and doors.
- Always shut all doors at night.
- Keep all escape routes clear from clutter.
- Choose an upstairs room to gather in which is at the front of the house and, if possible, has a flat roof outside the window and a phone.



Open the window and shout "FIRE!" until you get someone's attention.



Use your mobile phone or get a passer-by to phone 999.



Stand by the open window until the Fire Service comes to rescue you.

Use the information on the **flowchart** to answer the questions on the following page....

Home Fire

Join the questions to the correct answers using information from the [flowchart](#).

1. Why must you block the gaps around the door if you are trapped in a room?

By an open window.

2. What must you do if you have to get through a smoky room?

Never go back inside.

3. Which upstairs room is best to gather in if you cannot get downstairs?

To stop smoke coming into the room.

4. What is the first thing you should do if your smoke alarm goes off?

A room at the front, if possible with a phone in, and a flat roof outside it.

5. What must you never do once you get outside?

Shout to wake everyone up.

6. Where would you wait for the Fire Brigade if you were trapped in a room?

Keep them somewhere every member of the household can find them.

7. What should you do with all keys to outside doors and windows?

All your doors.

8. What must you shut at night?

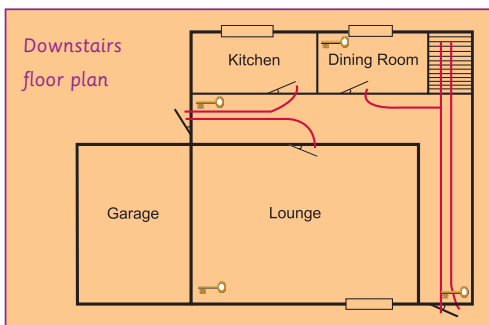
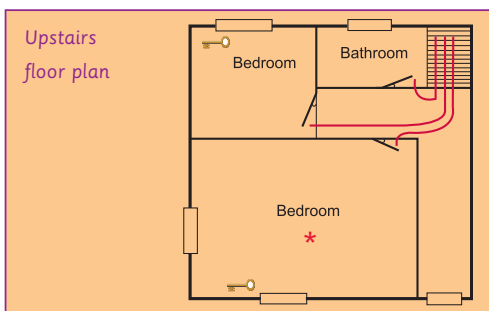
Crawl low to the floor.

Escape Plan

Draw a floor plan on the grids below for each floor of your home.

- Draw **red lines** to show the best escape route from each room.
- Put a ***** to show the best upstairs room to gather in if possible.
- Draw **key** to show where the keys are kept.


For example:




Write instructions to get your family out if you were asleep in your bedroom and there was a fire in the kitchen.

1. _____
2. _____
3. _____
4. _____
5. _____

Downstairs floor plan



Upstairs floor plan



PENSIONER DIES IN ARSON ATTACK

Smoke alarm wakes family in 11pm attack.

A mother and two children were rescued from their blazing home this morning after an [arson](#) attack. Sadly, an elderly woman who was also rescued from the flames was pronounced dead on arrival at Shire Hospital after inhaling too much smoke.

Panic

Miss Smith was woken by the smoke alarm at 11pm. She looked out of the door to see thick smoke rising up the stairs. She put the family's fire escape plan into action which they had practised following a visit to the son's school from the local fire station. As the fire was blocking the escape route she gathered the children together in the bedroom of her mother, Brenda Smith, 76, and shut the door. She immediately called the fire brigade who advised her to stay in the bedroom and seal off the room with blankets at the bottom of the door. They then opened the window and stayed by it, breathing in fresh air.

Delayed

Unfortunately the local fire engine from Hillstone was at an earlier [hoax](#) call to Hillstone school.

Neighbour, Ronald Bagley, 55, said "We knew nothing until we heard the firefighters smashing down the door to reach Mandy and her family. As the firefighters carried them down the stairs they were shaking and crying."

Brenda Smith had been paralysed for years. Due to the length of time it took for the fire engine to arrive at the house because it had to come from Rexford, 8 miles away, she sadly died after being rescued.

Fire investigators and police officers were at the scene this morning.

Firefighter Jane Jones said today, "The fire started in some rubbish piled against the window of the house. It had been set on fire, probably by some local pranksters. This cracked the window and set fire to the curtains. It then spread ferociously. It was only because of the family having a working smoke alarm and an escape plan in place that they are alive now."

Hoax

She went on to say that if the [hoax](#) call had not been made then the nearest fire engine would have reached the house in a couple of minutes and Mrs Smith would probably be alive now.



Arson

Police and fire officers now have a get tough policy. They can trace anyone who makes a [hoax](#) call and they can get into a lot of trouble – their mobile phone will be cut off and they may get a visit from the police.

Anyone who saw anybody acting suspiciously in the area at that time is asked to urgently contact police at [Crimestoppers](#). All calls will remain [anonymous](#).

 **CRIMESTOPPERS**
0800 555 111

and Arson

Read the newspaper article on page 12 then answer these questions.

If there are answers to choose from, circle the correct answers.

1. What had started the fire in Miss Smith's house? _____

2. Why did the fire engine take so long to get to her house? _____

3. What did Miss Smith do as soon as the children were gathered safely together? (Circle one)

A. Hide in the cupboard. B. Shut the door and call the Fire Brigade. C. Run down the stairs.

4. What did the fire brigade advise her to do? (Circle one)

A. Put blanket at bottom of door then open window.

B. Run downstairs.

C. Jump out of the window.

5. What had the family planned following a visit to the school from local firefighters?

6. What was it that saved the lives of Miss Smith and her children? _____

7. Why did Brenda Smith die? _____

8. What can happen to people who make **hoax** calls? (Circle two)

A. Mobile phone gets disconnected. B. Visit from police. C. Get an award.

9. Who are the police looking for? _____

10. What number can you call if you want to give police information but remain

anonymous? _____

Making an Emergency Call

If you see a fire, make sure you are safe, then phone 999 and ask for the Fire Service.

- It is free - you will not need any money in a phone box, or credit on a mobile phone .
- Try not to panic but speak clearly.
- Answer all the questions that Fire Control ask. You will need to know:
 - The address of the fire
 - The **district**, area or town it is in
 - A main road near to it, e.g. Hagley Road, Grange Lane
 - A nearby **landmark**, e.g. The Red Lion pub, St. Michaels Primary School
- If you are safe, stay on the phone so that Fire Control can get important information from you that will help the firefighters when they arrive.

Fill in this script as if the grill pan is on fire at your home and you have made an emergency call to the Fire Brigade. Then practise it with a friend.

You: (dial 999)
BT Operator: Emergency. Which service?
You: _____
BT Operator: Connecting you to the Fire Service.
Fire Control: Fire Service here. Can I help you?
You: _____
Fire Control: What's the address?
You: _____
Fire Control: What **district** is that in?
You: _____
Fire Control: Do you know another road nearby?
You: _____
Fire Control: Do you know any **landmarks** nearby?
You: _____
Fire Control: What's on fire?
You: _____
Fire Control: The Fire Service is on its way.
You: (Stay on the phone if you are in a safe place.)



Glossary

These words will be **blue** when they occur in the book.

aerosol can	a type of spray can (e.g. hairspray, furniture polish)
anonymous	without giving a name
arson	setting a fire on purpose
Crimestoppers	an organisation that anyone can call to report information on a crime, without being asked their name
district	area or part of a town or city
fire hazard	something that could cause a fire
flammable	burns easily
flowchart	a diagram to show a sequence of events
hoax call	a phone call made as a joke, when the caller knows it is not true
landmark	a well-known place or building, or one that stands out

